



SpeedFace Mini

Access Control & Time and Attendance Terminal with Visible Light Facial Recognition & Palm Recognition

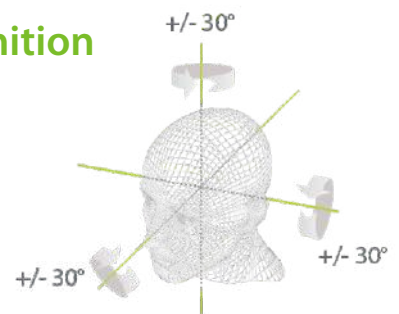


Features

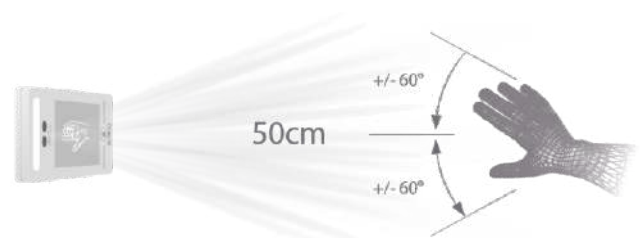
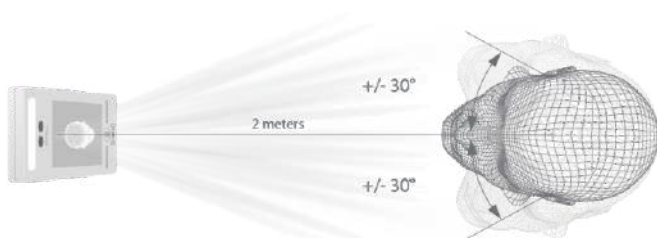
- Visible Light Facial Recognition
- Anti-spoofing algorithm against print attack (laser, color and B/W photos), videos attack and 3D mask attack
- Multiple verification methods: Face / Palm / Card / Password
- Available card modules: 125kHz ID card (EM) / 13.56MHz IC card
- Supplement light with adjustable brightness
- 800 face templates capacity, 800 palm templates capacity

Recognition distance up to 2m and extra wide angle recognition

The recognition distance has been greatly extended to 2 meters, which significantly improves the maximum track rate. While most of the algorithms only support $\pm 15^\circ$ of detectable face angle, SpeedFace Mini doubles the detection angle in terms of head rotation and tilt to $\pm 30^\circ$.



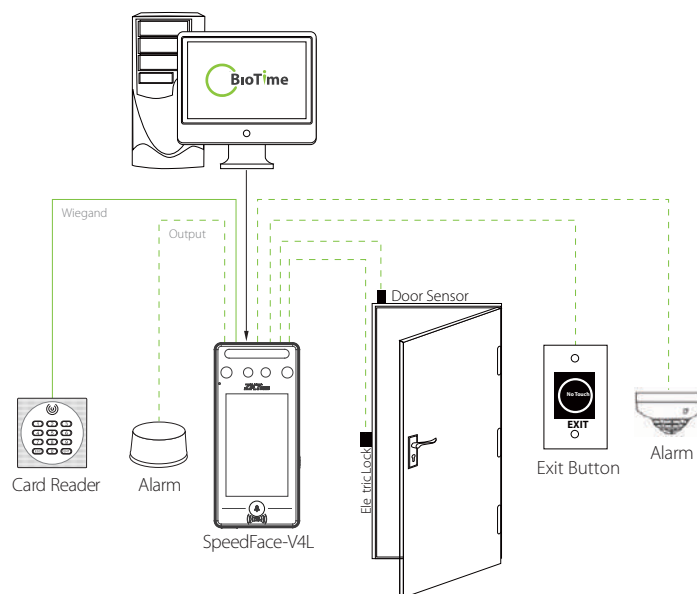
Touchless palm authentication method with a novel hand tracking technique allowing angle tolerance as wide as $\pm 60^\circ$ in the roll axis and a recognition distance of 50cm.



Specifications

| | |
|--------------------------|-------------------------------------------------------------------------------------------------------------------------------------------------------------------------------------------------|
| Display | 4" touch screen |
| Face Capacity | 800 |
| Palm Capacity | 800 |
| Card Capacity | 1,000 |
| Transactions | 150,000 |
| Operation System | Linux |
| Standard Functions | ID Card, ADMS, T9 Input, DST, Camera, 9-digit User ID, Access Levels, Groups, Holidays, Anti-passback, Record Query, Tamper Switch Alarm, Multiple Verification Methods, Palm Recognition, WiFi |
| Hardware | 900MHz Dual Core CPU; 512MB RAM / 512MB Flash; 2MP Binocular Camera; Adjustable LED Supplement Lighting |
| Communication | TCP/IP, USB Host, WiFi, Wiegand Input/Output, RS485 |
| Access Control Interface | 3rd-party Electric Lock, Door Sensor, Exit Button, Alarm Output, Auxiliary Input |
| Optional Function | 13.56MHz IC Card, SRB Function, Cable Box |
| Facial Recognition Speed | ≤1s |
| Biometrics Algorithms | ZKFace V5.8 & ZKPalm V12.0 |
| Power Supply | 12V 3A |
| Working Humidity | 10% ~ 90% |
| Working Temperature | 0°C ~ 45°C (32°F ~ 113°F) |
| Dimensions (W*H*D) | 72.94 * 157.94 * 23 (mm) |
| Net Weight | 260g |
| Gross Weight | 850g |
| Supported Software | ZKBioSecurity |

Configuration



Dimensions (mm)

